

# English Banana.com

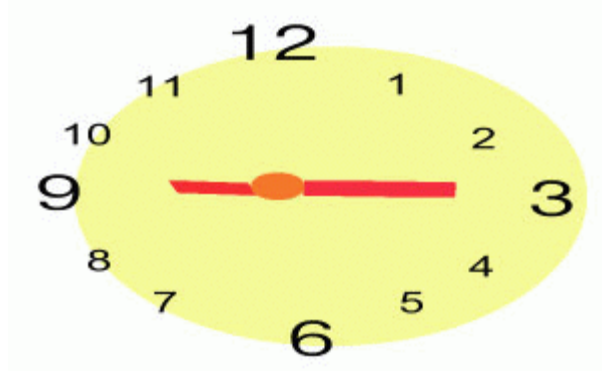
## Test Your Vocabulary Skills

### Telling the time

Look at the clocks below and write the correct times.

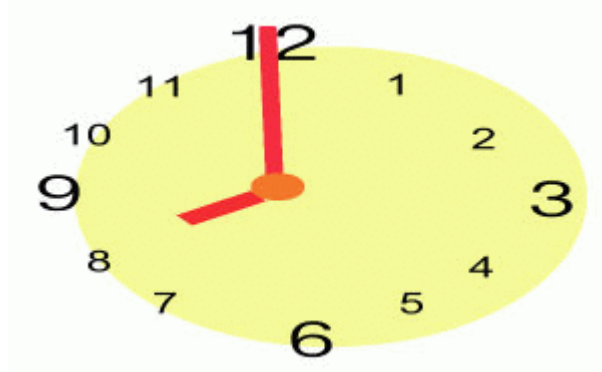
Tip: use 'It's...!' at the start of the sentence, and a full stop at the end. For example: 'It's five to one.'

1.



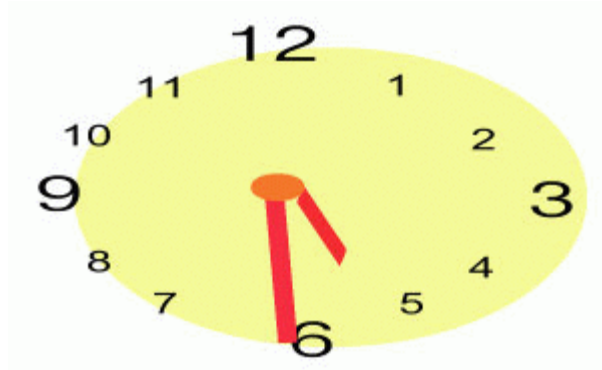
---

2.



---

3.



---

***For more fun tests, quizzes and games log onto [www.englishbanana.com](http://www.englishbanana.com) now!***

This worksheet can be photocopied and used without charge

# English Banana.com

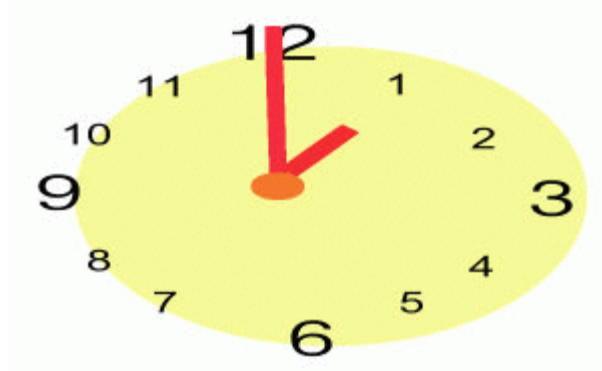
## Test Your Vocabulary Skills

### Telling the time

Look at the clocks below and write the correct times.


Tip: use 'It's...!' at the start of the sentence, and a full stop at the end. For example: 'It's five to one.'

4.




---

5.



---

6.



---

***For more fun tests, quizzes and games log onto [www.englishbanana.com](http://www.englishbanana.com) now!***

This worksheet can be photocopied and used without charge

# English Banana.com


## Test Your Vocabulary Skills

### Telling the time


Look at the clocks below and write the correct times.

Tip: use 'It's...!' at the start of the sentence, and a full stop at the end. For example: 'It's five to one.'

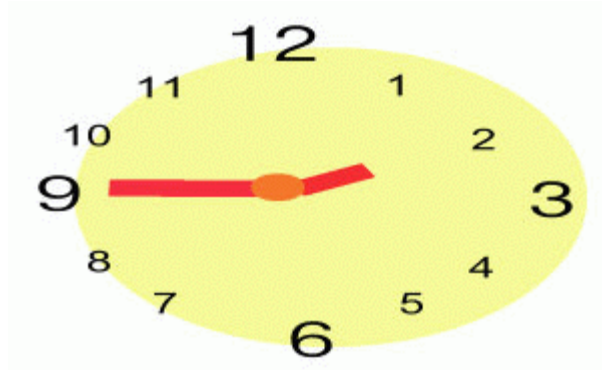
7.



8.



9.



***For more fun tests, quizzes and games log onto [www.englishbanana.com](http://www.englishbanana.com) now!***

This worksheet can be photocopied and used without charge

# English Banana.com


## Test Your Vocabulary Skills

### Telling the time

Look at the clocks below and write the correct times.


Tip: use 'It's...!' at the start of the sentence, and a full stop at the end. For example: 'It's five to one.'

10.



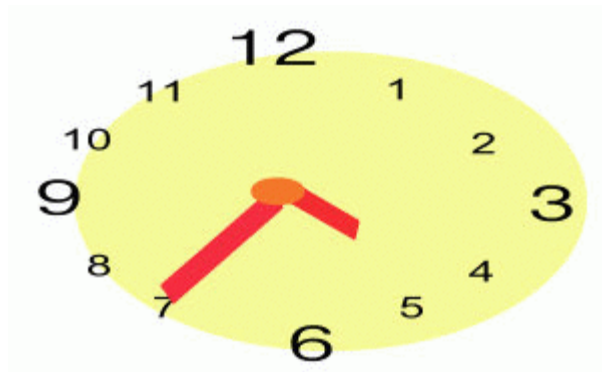
---

11.



---

12.



---

***For more fun tests, quizzes and games log onto [www.englishbanana.com](http://www.englishbanana.com) now!***

This worksheet can be photocopied and used without charge

# English Banana.com

## Test Your Vocabulary Skills

### Telling the time

Look at the clocks below and write the correct times.

Tip: use 'It's...!' at the start of the sentence, and a full stop at the end. For example: 'It's five to one.'

*Answers:*

1. It's quarter past nine.  
or It's nine fifteen.

2. It's eight o'clock.

3. It's half past five.  
or It's five thirty.

4. It's one o'clock.

5. It's twenty to four.  
or It's three forty.

6. It's ten past eleven.  
or It's eleven ten.

7. It's five past seven.  
or It's seven oh five.

8. It's ten to four.  
or It's three fifty.

9. It's quarter to two.  
or It's one forty five.

10. It's twenty past twelve.  
or It's twelve twenty.

11. It's twenty five past ten.  
or It's ten twenty five.

12. It's twenty five to five.  
or It's four thirty five.

***For more fun tests, quizzes and games log onto [www.englishbanana.com](http://www.englishbanana.com) now!***

This worksheet can be photocopied and used without charge